



**Building Leadership in Community:
Youth Need and Strategic Partnerships**
School's Out Washington Summer Symposium
Maryclaire Knight | March 31, 2022



Credit: Angela Bambina <https://www.istockphoto.com/illustrations/community>

Introductions:

What's in a Name

Please introduce yourself and
share with the group the origin of
your first or last name

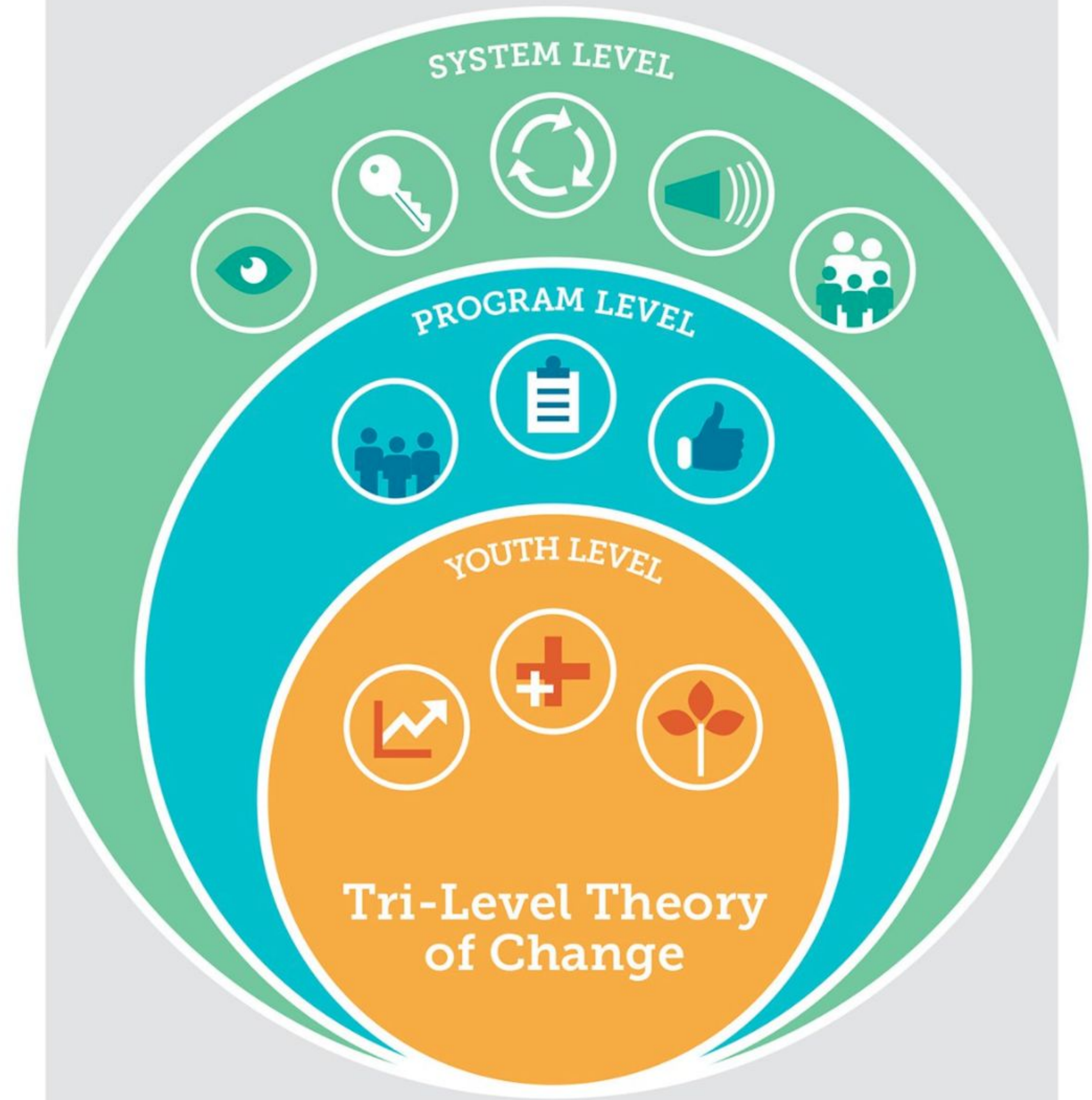
AGENDA for Today

- Welcome/Introductions
- Overview/Group Agreements
 - Focus on youth needs
 - S.O.C.C. analysis
 - Discussion of themes
- Developing partnerships
- Actions moving forward

Group Agreements

- Be curious and listen to understand.
- Show respect and suspend judgment.
- Note any common ground as well as any differences.
- Be authentic and welcome that from others.
- Be purposeful and to the point.
- Own and guide the conversation.

Are there any missing here that we need to add?



SYSTEM LEVEL

System-level elements describe characteristics of well-coordinated systems that lead to improved quality, scale, and sustainability.

PROGRAM LEVEL

Program-level elements describe characteristics of high-quality expanded learning programs.

YOUTH LEVEL

Youth-level elements describe a set of educational, social, and emotional skills likely to drive student success.

Focus on Youth Needs

What are the youth needs your summer program intends to address?

- Social/emotional
- Skill development
- Authentic learning opportunities that reflect the cultural backgrounds of your participants

How well is your program doing to meet these needs?

Program Analysis debrief

Essential Questions:



- What are needs that youth express or demonstrate?
- How well is your program meeting these needs?
- Have any thoughts emerged on new ways to meet youth needs?

S.O.C.C. ANALYSIS


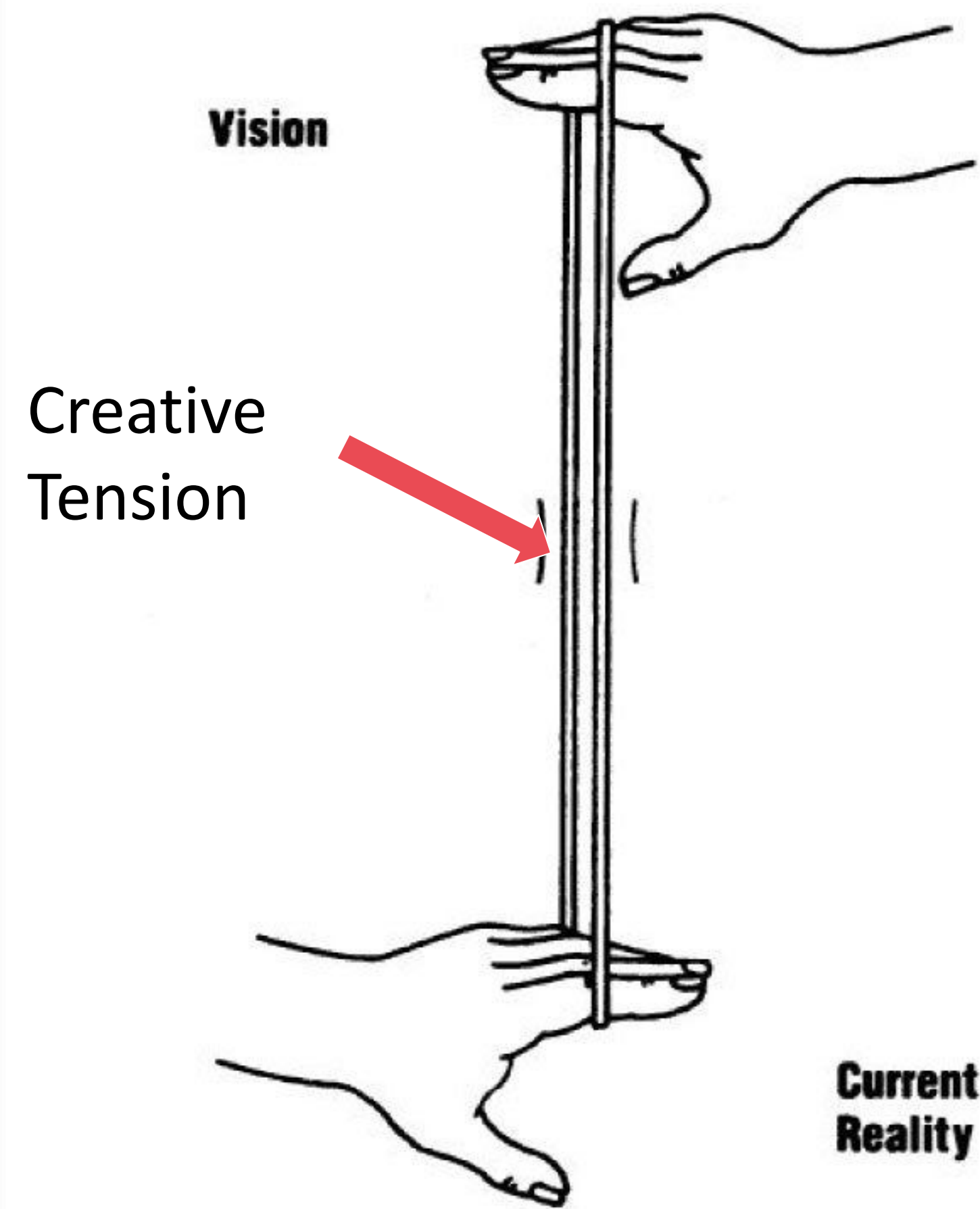


Figure 1 **The Principle of Creative Tension**



Source: "The Leader's New Work: Building Learning Organizations," By Peter M. Senge,
MIT Sloan Management Review, Fall 1990, <http://mitsmr.com/x/3211>

Thematic Analysis

Pass the Mic Protocol

- Step 1: Independently Review the data/notes to highlight themes & find evidence to support (10min)
- Step 2: (1) Person will begin by simply sharing their theme
- Step 3: Each other group member will verbally respond and discuss the theme shared (be sure to use the data to support the conversation)
- Step 4: Once everyone has shared, the person who began the discussion will share why that data point/theme stood out to them
- Step 5: Repeat process until everyone shared a theme (or until all themes have been identified)

STEPS TO ADDRESS YOUR VISION



**Identify unmet youth
needs**



**Connect
with
potential
partners**



**Create
agreement
on how to
work
together**

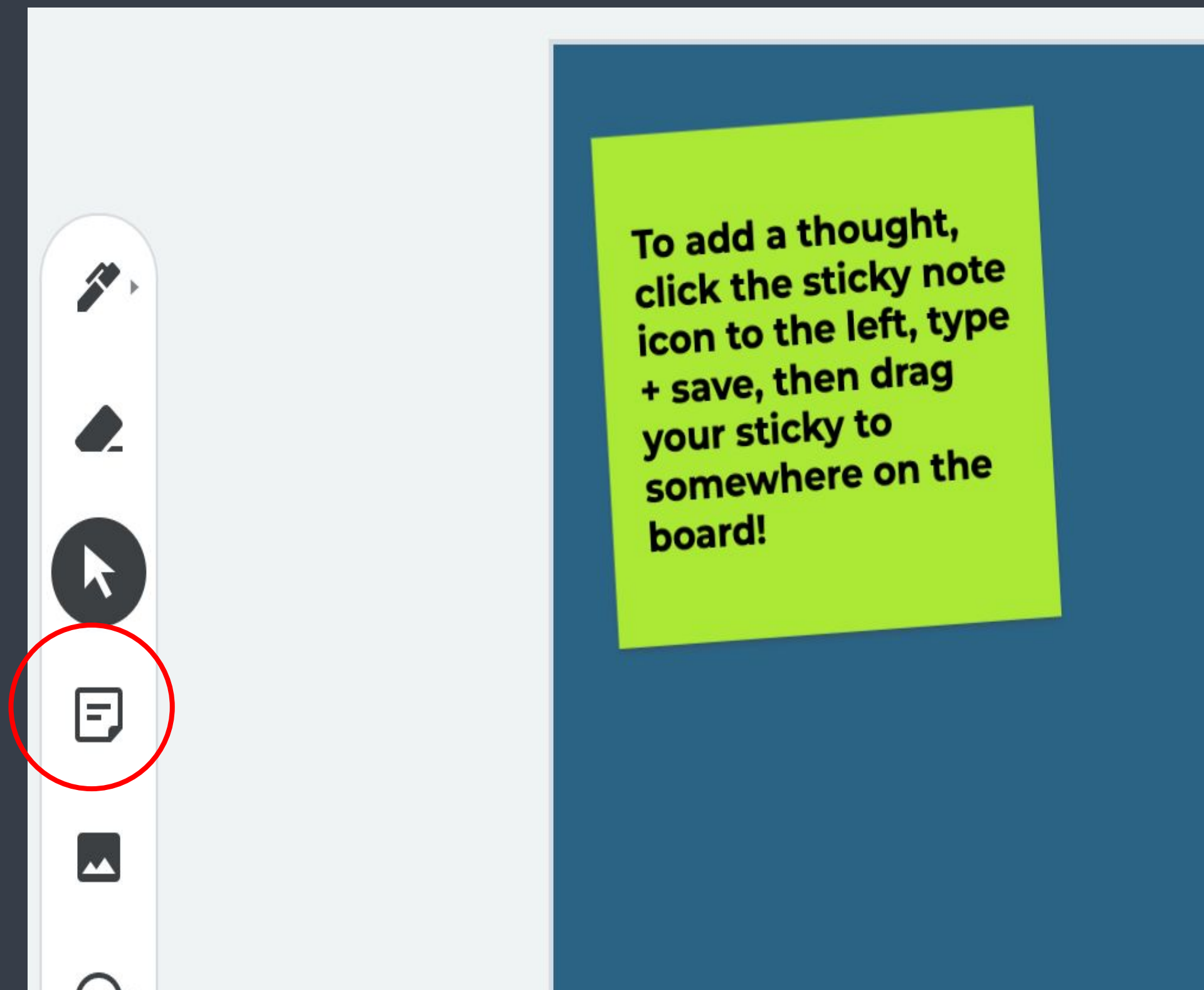
***Note: This data drives the direction of the planning priorities. The needs of the community and especially the target population will continued to be elevated throughout the process.**

Community Partnerships

- ❑ Talk about it - What community organizations are available for partnerships that will meet the needs of your youth?**
- ❑ What leadership qualities are essential to build and sustain these partnerships?**
- ❑ What systems need to be strengthened to support the growth and development of the partnership?**
- ❑ How will you begin to think about setting tangible/measurable goals?**

Put one action you plan to take immediately on this jamboard:

[WA Summer Symposium: Reflection on One Action Step](#)



The words "Thank You" are written in a light gray, cursive, handwritten font. The text is centered and surrounded by several short, radiating lines of varying lengths, creating a sunburst or starburst effect.

Thank you for your interest and participation today!

Reach out anytime with thoughts and/or questions!

maryclaire1014@gmail.com

